



## HEYClip™ Shorty Cable Holders

**Arrowhead Mount** – Overall Height ≤ .51" (13,0 mm)

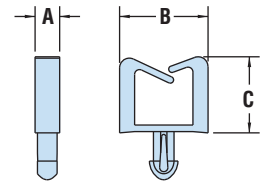

WIRE CAPACITY		PART NO.		DESCRIPTION	OVERALL HEIGHT		FOOTPRINT		MOUNTING HOLE DIA.		STYLE
in.	mm.	Natural 94V-2	94V-0		in.	mm.	A x B		in.	mm.	
<b>MH1,7 Series</b> For Panels up to .063" (1,6 mm) thick											
.19 x .04	4,8 x 0,9	<b>4245</b>	-	CHRS 41-1 †	.16	4,1	.08 x .28	2,0 x 7,0	.067	1,7	3
<b>MH1,8 Series</b> For Panels up to .063" (1,6 mm) thick											
.17 x .12	4,3 x 3,0	<b>4222</b>	<b>4222F</b>	CHRS 58-1	.23	5,8	.07 x .27	1,9 x 6,9	.071	1,8	1
.17 x .33	4,3 x 8,5	<b>4223</b>	<b>4223F</b>	CHRS 112-1	.44	11,2					
For Panels up to .090" (2,3 mm) thick											
.17 x .12	4,3 x 3,0	<b>4224</b>	<b>4224F</b>	CHRS 58-2	.23	5,8	.07 x .27	1,9 x 6,9	.071	1,8	1
.17 x .33	4,3 x 8,5	<b>4225</b>	<b>4225F</b>	CHRS 112-2	.44	11,2					
<b>MH3,0 Series</b> For Panels up to .063" (1,6 mm) thick											
.16 x .25	4,1 x 6,4	<b>3660</b>	-	CHRS 1	.29	7,4	.17 x .36	4,3 x 9,1			
.26 x .12	6,6 x 3,0	<b>4226</b>	<b>4226F</b>	CHRS 73-1	.29	7,3	.16 x .36	4,0 x 9,1*			
.32 x .16	8,1 x 3,9	<b>4227</b>	<b>4227F</b>	CHRS 91-1	.36	9,1	.16 x .43	4,0 x 10,8	.118	3,0	2
.36 x .24	9,1 x 6,0	<b>4228</b>	<b>4228F</b>	CHRS 112-1	.44	11,2	.16 x .47	4,0 x 12,0			
.36 x .30	9,1 x 7,7	<b>4229</b>	<b>4229F</b>	CHRS 130-1	.51	13,0					
For Panels up to .100" (2,6 mm) thick											
.26 x .12	6,6 x 3,0	<b>4230</b>	<b>4230F</b>	CHRS 73-2	.29	7,3	.16 x .36	4,0 x 9,1*			
.32 x .16	8,1 x 3,9	<b>4231</b>	<b>4231F</b>	CHRS 91-2	.36	9,1	.16 x .43	4,0 x 10,8	.118	3,0	2
.36 x .24	9,1 x 6,0	<b>4232</b>	<b>4232F</b>	CHRS 112-2	.44	11,2	.16 x .47	4,0 x 12,0			
.36 x .30	9,1 x 7,7	<b>4233</b>	<b>4233F</b>	CHRS 130-2	.51	13,0					
<b>MH3,5 Series</b> For Panels up to .063" (1,6 mm) thick											
.16 x .25	4,1 x 6,4	<b>3661</b>	-	CHRS 2	.29	7,4	.17 x .36	4,3 x 9,1			
.16 x .35	4,1 x 8,9	<b>3662</b>	-	CHRS 3	.45	11,4	.17 x .48	4,3 x 12,2			
.26 x .12	6,6 x 3,0	<b>4234</b>	<b>4234F</b>	CHRS 73-1-2	.29	7,3	.16 x .36	4,0 x 9,1*	.138	3,5	2
.32 x .16	8,1 x 3,9	<b>4235</b>	<b>4235F</b>	CHRS 91-1-2	.36	9,1	.16 x .43	4,0 x 10,8			
.36 x .24	9,1 x 6,0	<b>4236</b>	<b>4236F</b>	CHRS 112-1-2	.44	11,2	.16 x .47	4,0 x 12,0			
.36 x .30	9,1 x 7,7	<b>4237</b>	<b>4237F</b>	CHRS 130-1-2	.51	13,0					
For Panels up to .090" (2,3 mm) thick											
.26 x .12	6,6 x 3,0	<b>4238</b>	<b>4238F</b>	CHRS 73-2-2	.29	7,3	.16 x .36	4,0 x 9,1*			
.32 x .16	8,1 x 3,9	<b>4239</b>	<b>4239F</b>	CHRS 91-2-2	.36	9,1	.16 x .43	4,0 x 10,8	.138	3,5	2
.36 x .24	9,1 x 6,0	<b>4262</b>	<b>4262F</b>	CHRS 112-2-2	.44	11,2	.16 x .47	4,0 x 12,0			
.36 x .30	9,1 x 7,7	<b>4263</b>	<b>4263F</b>	CHRS 130-2-2	.51	13,0					

Standard color natural 94V-2 and natural 94V-0.

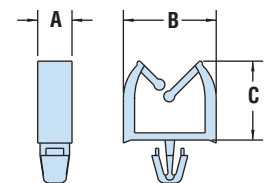
† Two Prong mounting style.

\*Features raised "bumps" on sides of part.

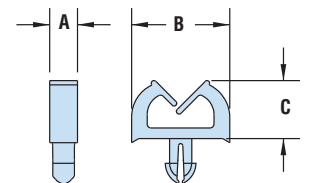
- Part Description Key: CHRS-X-Y-Z, where X = Overall Height (mm), Y = Mounting Panel Thickness (mm) and Z (if present) indicates a different Mounting Hole Dia.
- For Shorty Side Entry Cable Holders, see page 7-60.



Style 1



Style 2



Style 3

Material	Nylon 6/6
Flammability Rating	94V-2
Temperature Range	32°F (0°C) to 185°F (85°C)

Quick Specs